



EVENTS



HUNGER WALK & 5K RUN

126 teams
\$198,700 raised



RUBBER DUCK REGATTA

200,438 ducks sold
\$883,047 raised

TASTE OF THE BENGALS

40 restaurant partners
\$293,550 raised



7,936 Volunteers

A total of 60,096 Volunteer hours

To volunteer go to freestorefoodbank.volunteerhub.com or call **513-482-7550**

LOCATIONS

COMMUNITY RESOURCE AND DISTRIBUTION CENTER

3401 Rosenthal Way, Cincinnati, OH 45204

CUSTOMER CONNECTION CENTER AND LIBERTY STREET MARKET

112 E Liberty Street, Cincinnati, OH 45202

OUR MISSION:

To improve lives by eliminating hunger in partnership with our community.



FOOD • CONNECTION • HOPE

IMPACT REPORT

JULY 2022 - JUNE 2023



FOOD

POWER PACK
 191,725 Packs
 101 Sites
 5,526 Children served weekly

HEALTHY HARVEST MOBILE MARKET
In Partnership With Anthem 
 \$154,709 Sales
 11,828 Transactions
 \$31,396.34 in PRX coupons

SCHOOL/COLLEGE PANTRY
 13,000 Households served
 548,313 Pounds of food distributed
 63 Sites

KIDS CAFE
 64,334 Meals provided
 756 Children served
 12 Sites

KIND PROGRAM
 906 Pounds of formula distributed
 9 Sites

CLINIC PANTRY
 245,990 Pounds of food distributed
 6,000 Households served

PRODUCE POP UPS
In Partnership With Anthem 
 874 Pop Ups
 2.4 Million pounds of food distributed

LIBERTY STREET MARKET
 16,348 Distinct households served
 3,161,423 Pounds of food distributed

SUMMER MEALS
 19,518 Meals served
 271 Children served
 12 Sites

FREESTORE DIRECT
 770 Families served
 20,797 Deliveries

1 in 7 neighbors is at risk of hunger

60,000+ CHILDREN may go to sleep hungry

\$1 COULD HELP PROVIDE 3 MEALS

PROVIDED 38 MILLION MEALS TO OUR COMMUNITY WHICH INCLUDES:

- **11 MILLION POUNDS** of produce
- **7 MILLION POUNDS** of retail food rescue


WHERE DOES OUR FOOD COME FROM?




CONNECTION


37,448 CLIENTS served at the Customer Connection Center


542 COMMUNITY PARTNERS in Ohio, Kentucky, and Indiana


 **BENEFITS ENROLLMENT**
 4,803 Medicaid enrollments
 SOAR: 14 Applications; 13 approvals;
 93% approval rating

 **BACK ON TRACK**
 2,018 Individuals served
 1,411 Households served

 **TRANSPORTATION ASSISTANCE**
 7,992 Bus tokens provided
 1,257 Households served

 **RENT AND UTILITIES**
 \$875,302 Spent in rental and utility assistance
 877 Households served

 **SNAP**
 9,753 SNAP applications submitted, representing
 11,688,366 meals


 **BIRTH CERTIFICATES & IDS**
 2,757 Birth certificate
 1,058 ID vouchers
 122 Police checks

 **REPRESENTATIVE PAYEE**
 706 Clients supported

HOPE

90% OF LIFT GRADUATES receive jobs in 90 days

 **CINCINNATI COOKS!**
 126 Graduates
 64 Passed ServSafe exam

 **LIFT THE TRISTATE**
 43 Graduates
 21 Received CLA Certificate (Certified Logistics Associate)

 **SHELTER DIVERSION**
 197 Households supported
 307 Individuals served
 \$1,080,318 In resources from STEH

 **STABILIZATION PROGRAM**
 266 Successfully completed program
 64% Improvement in stability score

To check out our services, please go to
www.freestorefoodbank.org